

# Appendix G

---

Construction Dust Monitoring

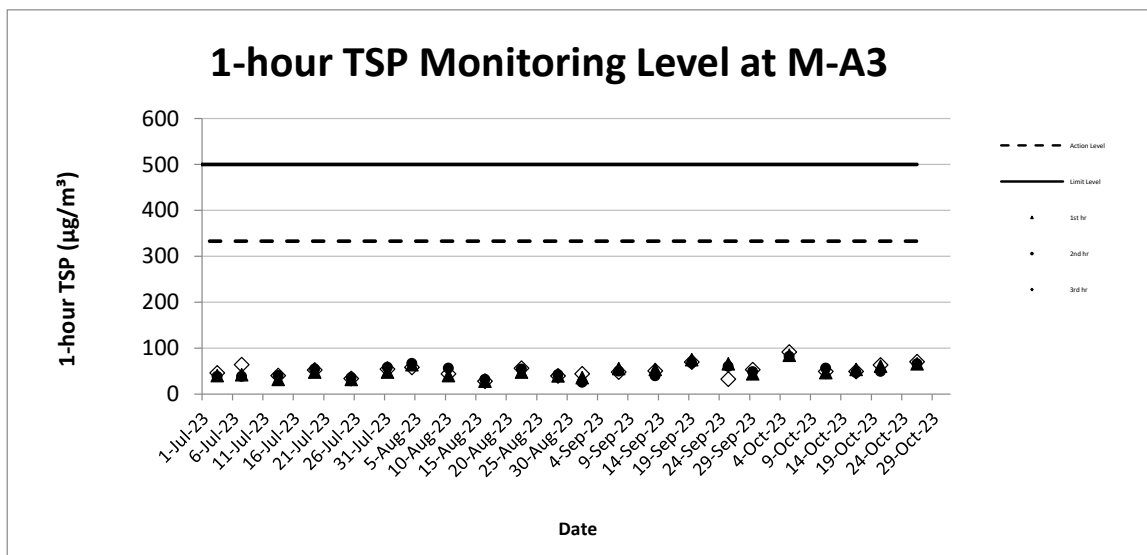
Results and Meteorological

Observations

# 1-hour TSP Monitoring Result for Contract No. HY/2018/08 Central Kowloon Route – Central Tunnel

## M-A3 - SKH Tsoi Kung Po Secondary School

1-hour TSP ( $\mu\text{g}/\text{m}^3$ )								
Date	Start Time	1st hr	2nd hr	3rd hr	Average	Action Level	Limit Level	Weather
5-Oct-23	10:48	85	82	92	86	333	500	Sunny
11-Oct-23	9:05	47	56	49	51			Fine
16-Oct-23	8:30	54	47	49	50			Fine
20-Oct-23	13:10	61	49	64	58			Fine
26-Oct-23	12:52	66	66	71	67			Fine
<b>Average</b>		63						
<b>Max</b>		92						
<b>Min</b>		47						

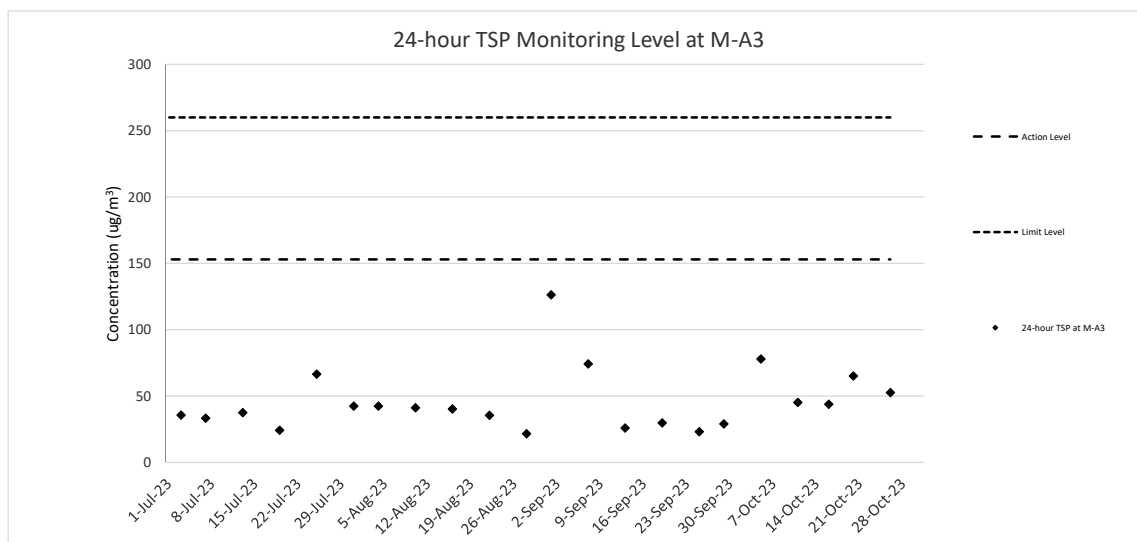


## 24-hour TSP Monitoring Result for Contract No. HY/2018/08 Central Kowloon Route – Central Tunnel

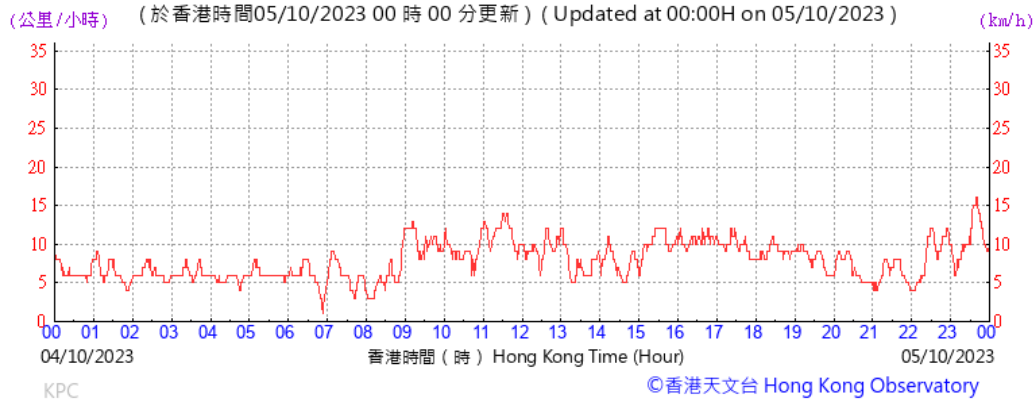
### M-A3 - SKH Tsoi Kung Po Secondary School

Start Date	Weather Condition	Air Temperature (K)	Atmospheric Pressure, Pa (mmHg)	Filter Weight (g)		Particulate weight (g)	Sampling Time (hrs)	Flow Rate (m <sup>3</sup> /min.)		Average flow (m <sup>3</sup> /min)	Total volume (m <sup>3</sup> )	Conc. (ug/m <sup>3</sup> )	Action Level (ug/m <sup>3</sup> )	Limit Level (ug/m <sup>3</sup> )
				Initial	Final			Initial	Final					
5-Oct-23	Sunny	303.5	755.5	2.8222	2.9336	0.1114	24	0.96	1.03	0.99	1430.5	78	153	260
11-Oct-23	Fine	298.6	762.7	2.7575	2.8228	0.0653	24	0.98	1.03	1.00	1443.0	45		
16-Oct-23	Fine	299.5	761.2	2.7276	2.7896	0.0620	24	0.97	0.99	0.98	1415.7	44		
20-Oct-23	Fine	298.9	761.5	2.7195	2.8134	0.0939	24	0.97	1.03	1.00	1441.7	65		
26-Oct-23	Fine	299.2	761.0	2.8113	2.8871	0.0758	24	0.97	1.03	1.00	1440.9	53		
												Min		
												Max	78	
												Average	57	

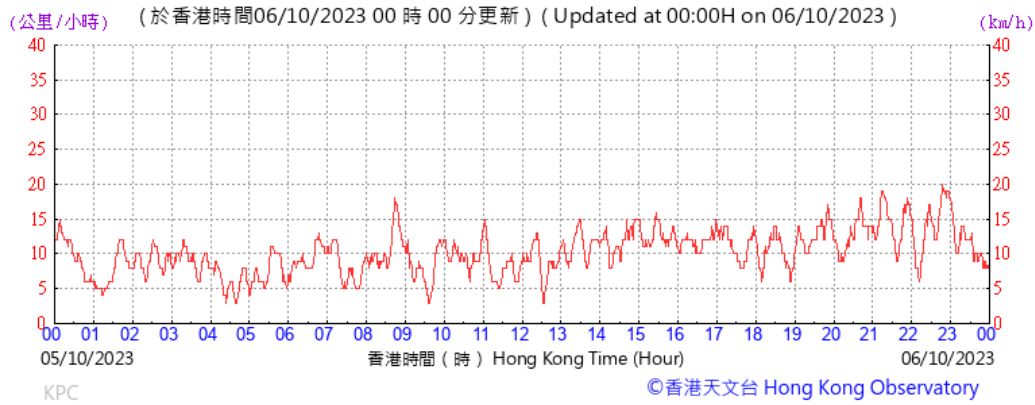
Note:  
 Underline: Exceedance of Action Level  
 Underline and Bold: Exceedance of Limit Level



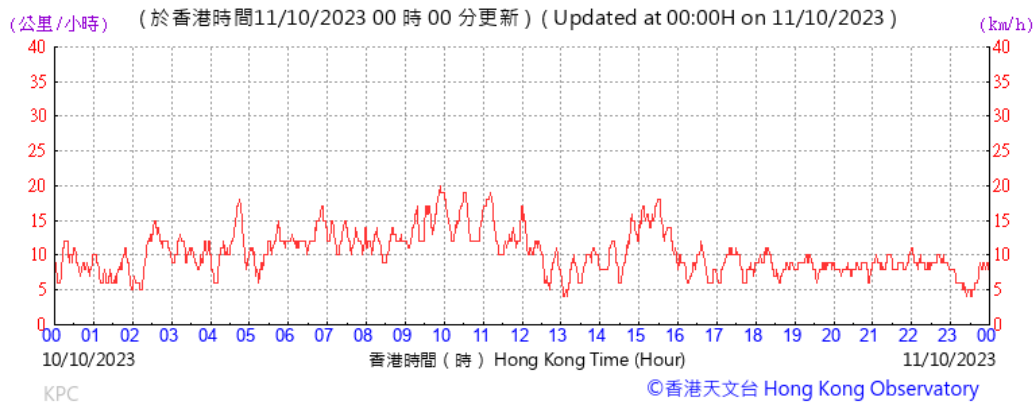
## Wind Speed recorded at King's Park Meteorological Station on 5 October 2023



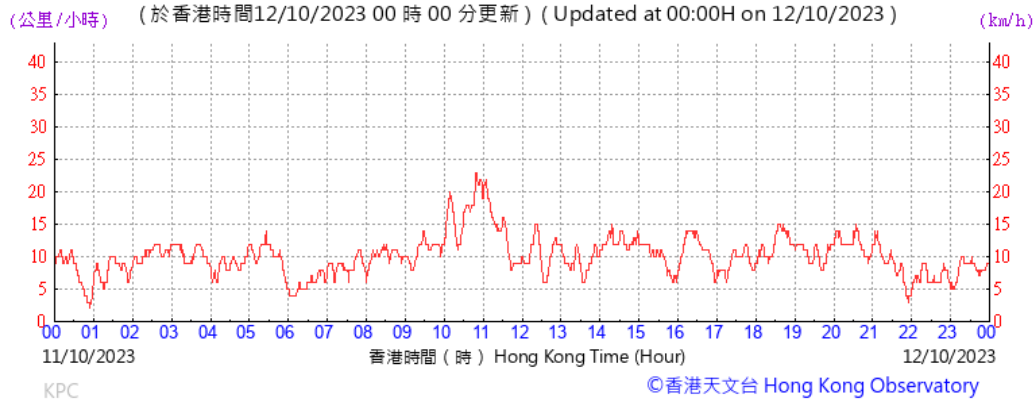
## Wind Speed recorded at King's Park Meteorological Station on 6 October 2023



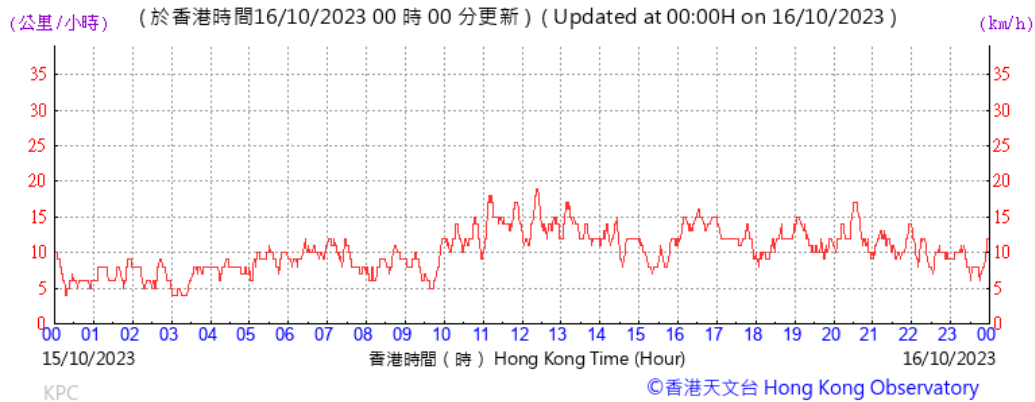
## Wind Speed recorded at King's Park Meteorological Station on 11 October 2023



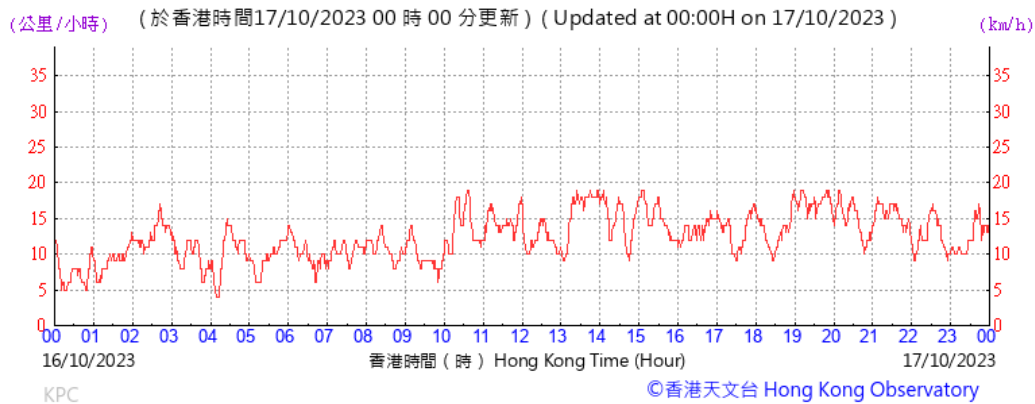
## Wind Speed recorded at King's Park Meteorological Station on 12 October 2023



## Wind Speed recorded at King's Park Meteorological Station on 16 October 2023



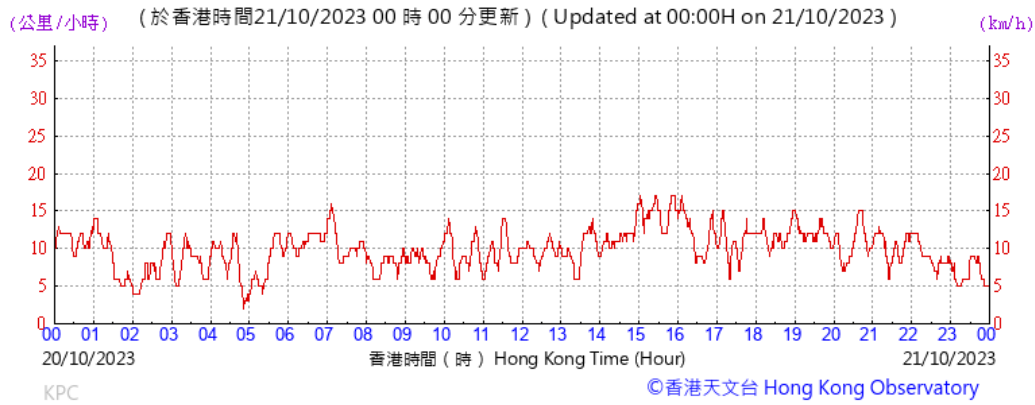
## Wind Speed recorded at King's Park Meteorological Station on 17 October 2023



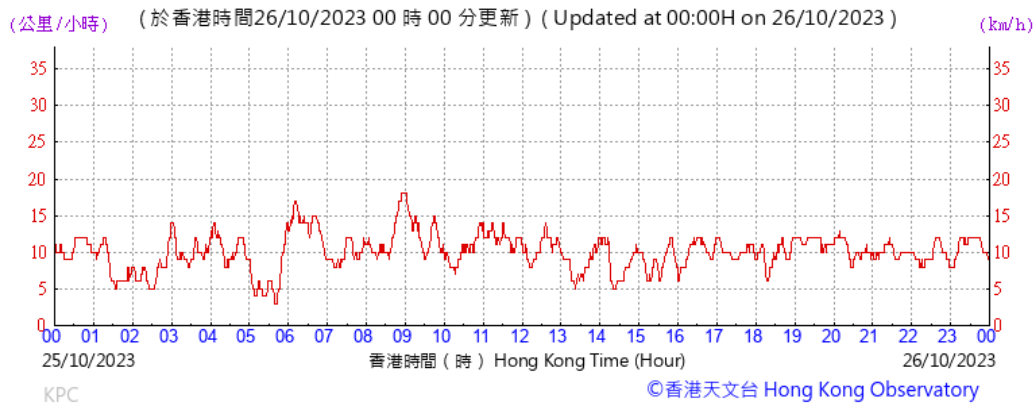
## Wind Speed recorded at King's Park Meteorological Station on 20 October 2023



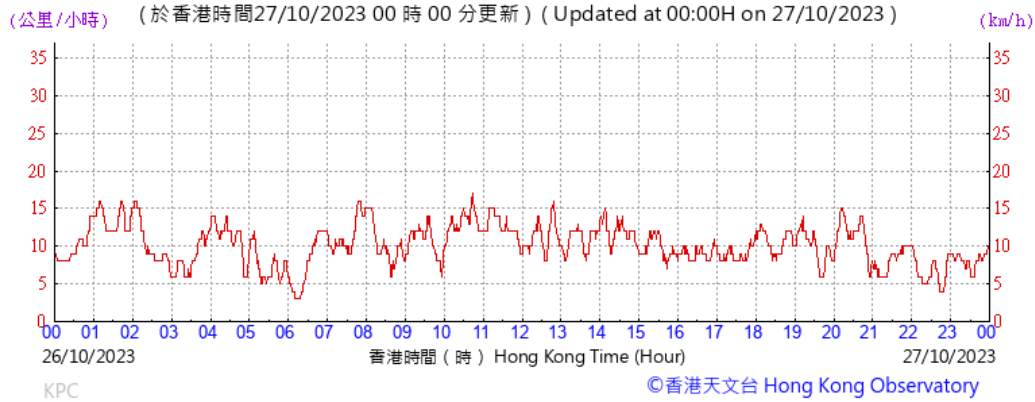
## Wind Speed recorded at King's Park Meteorological Station on 21 October 2023



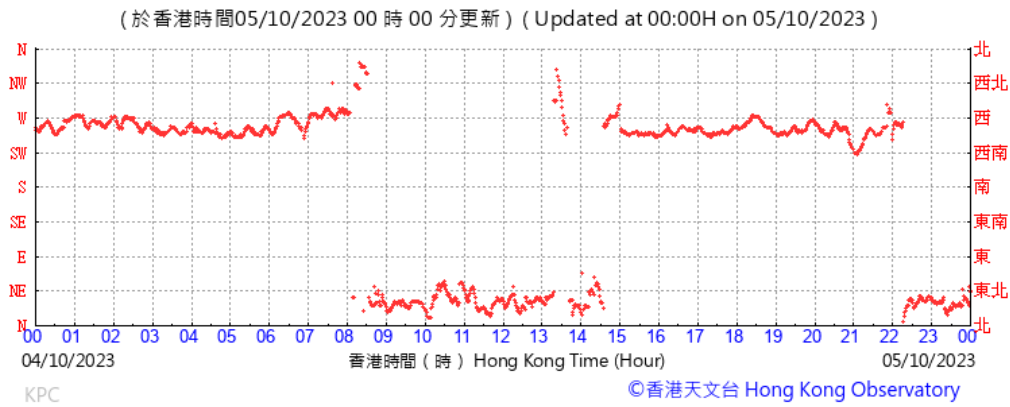
## Wind Speed recorded at King's Park Meteorological Station on 26 October 2023



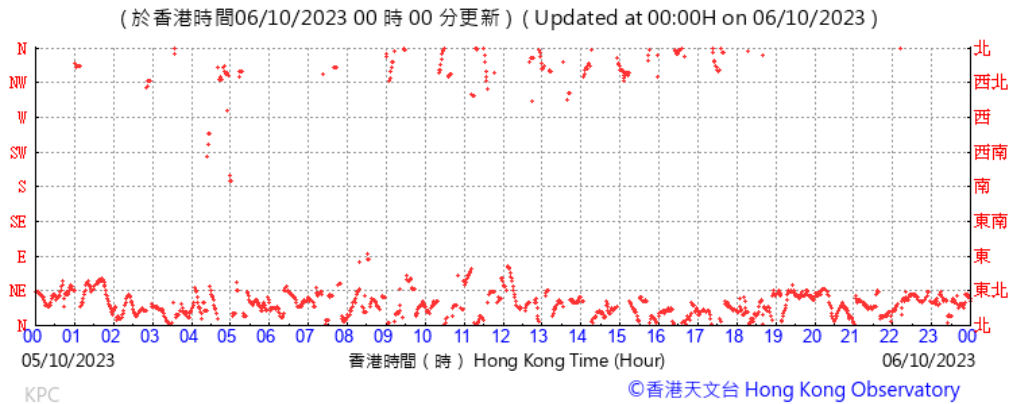
## Wind Speed recorded at King's Park Meteorological Station on 27 October 2023



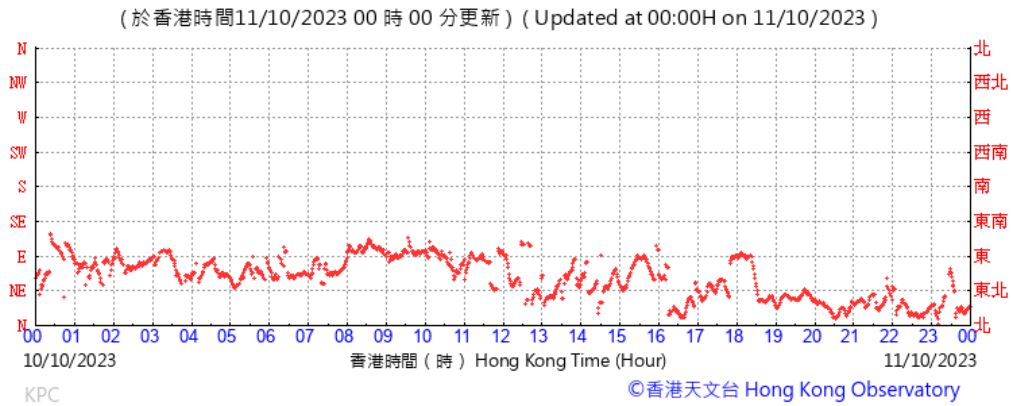
## Wind Direction recorded at King's Park Meteorological Station on 5 October 2023



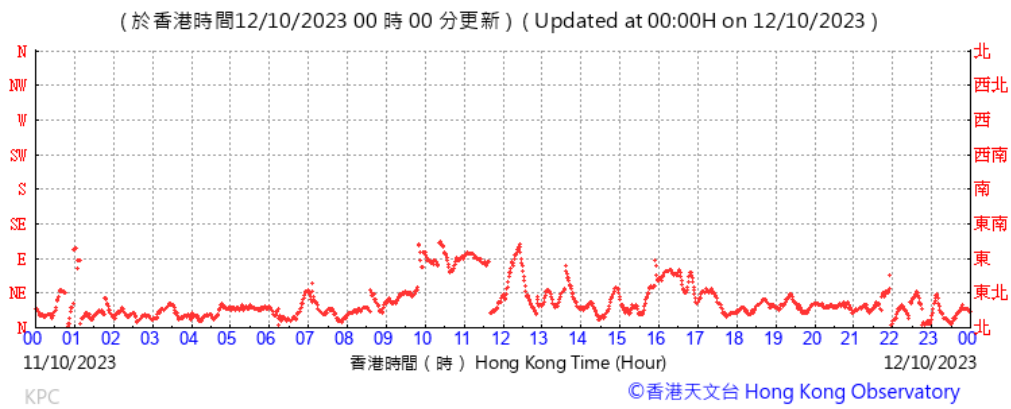
## Wind Direction recorded at King's Park Meteorological Station on 6 October 2023



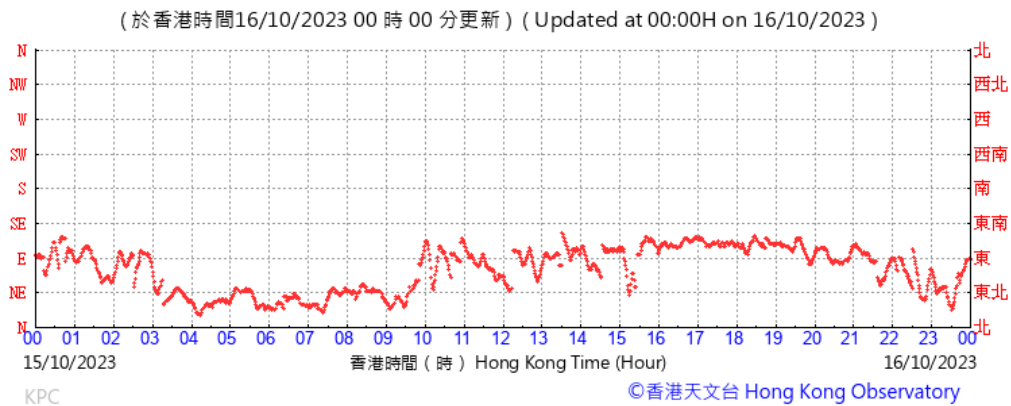
## Wind Direction recorded at King's Park Meteorological Station on 11 October 2023



## Wind Direction recorded at King's Park Meteorological Station on 12 October 2023

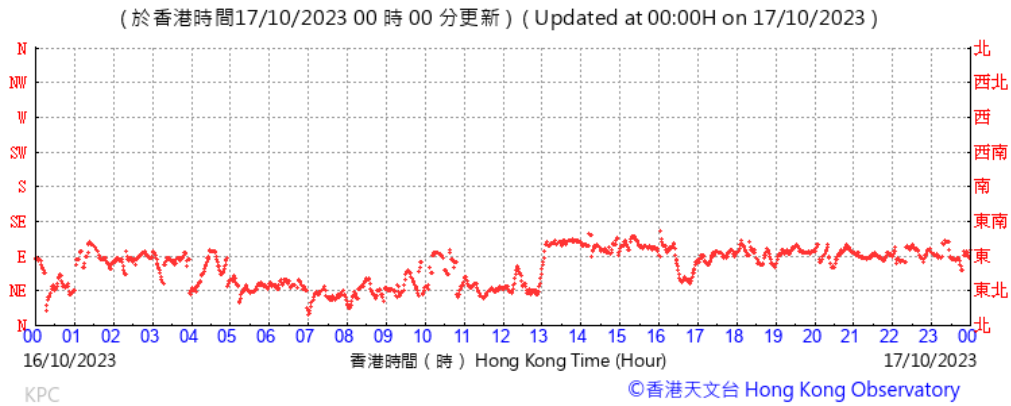


## Wind Direction recorded at King's Park Meteorological Station on 16 October 2023

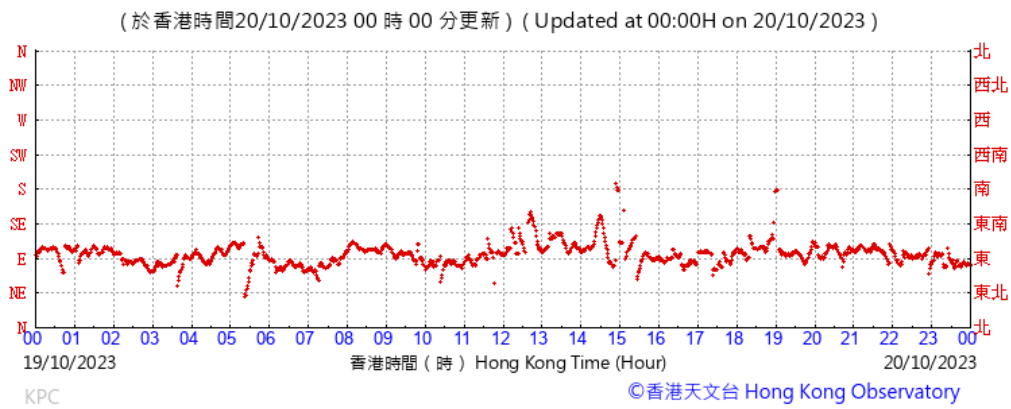




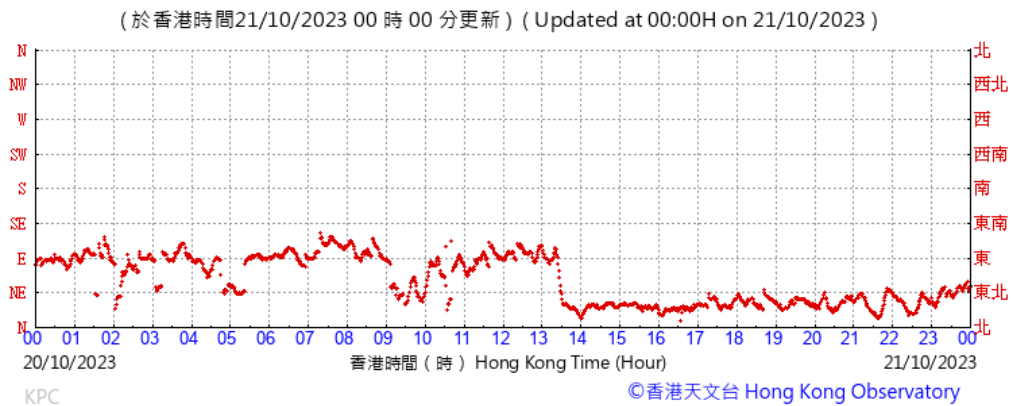
### Wind Direction recorded at King's Park Meteorological Station on 17 October 2023



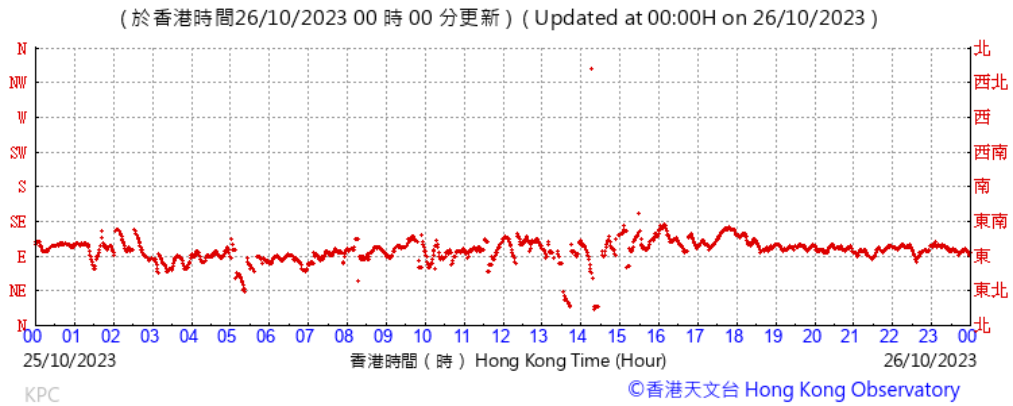
### Wind Direction recorded at King's Park Meteorological Station on 20 October 2023



### Wind Direction recorded at King's Park Meteorological Station on 21 October 2023



## Wind Direction recorded at King's Park Meteorological Station on 26 October 2023



## Wind Direction recorded at King's Park Meteorological Station on 27 October 2023

